



## Precise Light Control

### LP73 Series

---

- \*OSRAM LED Chips;
- \*Zero upward light;
- \*Asymmetrical optical;
- \*Low spillage light (Light pollution);
- \*Low EPA, low burden to light poles;
- \*The best choice for Club sports fields;

**LumiOne**  
SMART LIGHTING SOLUTIONS



LP73-1060W/1260W



LP73-420W



LP73-630W



LP73-840W



LP73-1600W



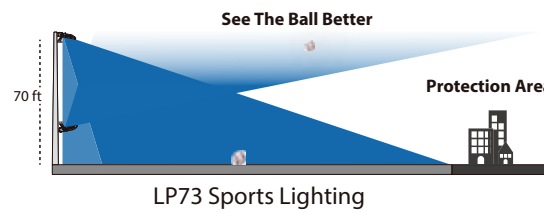
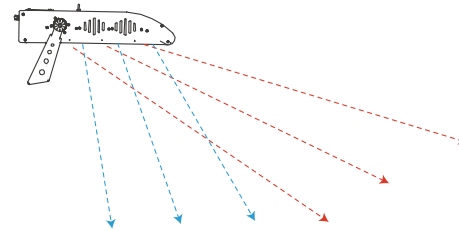
IP66 Rating



Anti glare


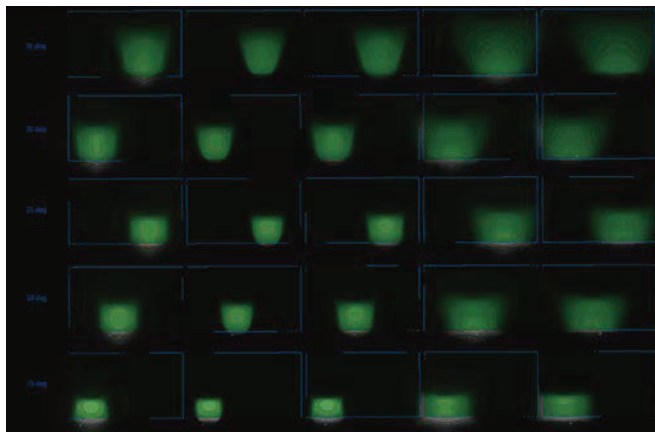


Adjustable Angle



Control the lighting in the playing area precisely and minimize the pollution lights in the outfield / neighbors.

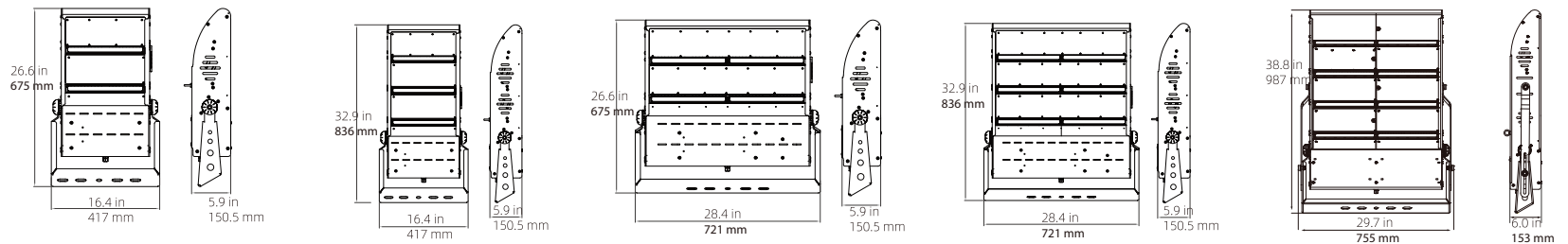
## Optics



A variety of light distribution maximizes the pitch's uniformity to achieve excellent lighting levels.

# Specification

ITEM	LED	Power Supply	Input Voltage
LP73-420W /630W /840W /1060W /1260W /1600W	Lumileds/OSRAM	Meanwell, Inventronics, Custom	100-277V AC /200-480V AC 50/60Hz
System Wattage	Beam Angle	CCT	CRI
420W /630W /840W /1060W /1260W/1600W	LP7301/LP7302/LP7303/LP7304/ LP7305/LP7306/LP7307/LP7308/ LP7309/LP7310	3000K/4000K/5000K /5700K/6500K	70/80/90+
Lifespan	Surge protection device standard	Operating Temperature	IP/IK Rating
100000H	10KV /20KV	-40°C-+50°C	IP66/IK10
Dimming	EPA	Color	LUMEN
0-10V/DALI/DMX	LP73 420W 0.81 sq.ft LP73 630W 0.87 sq.ft LP73 840W 1.54 sq.ft LP73 1060W 1.64 sq.ft LP73 1260W 1.64 sq.ft LP73 1600W 1.74 sq.ft	Gray (standard) Black (Chosen)	LP73 420W 64260 LM LP73 630W 96390 LM LP73 840W 128520 LM LP73 1060W 162180 LM LP73 1260W 192780 LM LP73 1600W 240000 LM



**420W** Weight: 13.9 KG  
Remove driver: 11.3 KG

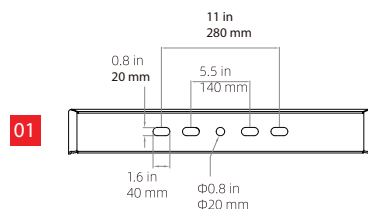
**630W** Weight: 16.8 KG  
Remove driver: 13.3 KG

**840W** Weight: 23.5 KG  
Remove driver: 18.2 KG

**1060W /1260W** Weight: 28.5 KG  
Remove driver: 21.5 KG

**1600W** Weight: 33.6 KG  
Remove driver: 26.6 KG

Bracket



02

